



L6

Series	AGM-S	Warranty	See Warranty Terms
Volts	12	BCI	8D
Cells	6		
Terminal Type	L6		

Charge

Charge Voltage Range	14.7V @ 25°C (77°F)
Float Voltage Range	13.8V @ 25°C (77°F)
Recommended Charge Current	60 A
Maximum Charge Current	90 A
Self-Discharge Rate	Less than 2% per month at 25°C (77°F)
Internal Resistance	3.0 mΩ

Capacity

Capacity Affect by Temperature	40°C (104°F)	25°C (77°F)	0°C (32°F)	-15°C (5°F)
	102%	100%	85%	65%

Hour Rate	Capacity / AMP Hour	Current / AMPs
@ 100 Hour Rate	380 AH	3.8 A
@ 20 Hour Rate	300 AH	15.0 A
@ 10 Hour Rate	285 AH	28.5 A
@ 5 Hour Rate	255 AH	51.0 A

Cut Off Voltage	Constant Current Discharge					
1.75 VPC	1 hr	2 hr	3 hr	5 hr	8 hr	10 hr
	165	98.2	77.4	52.3	35.7	28.9

Specifications

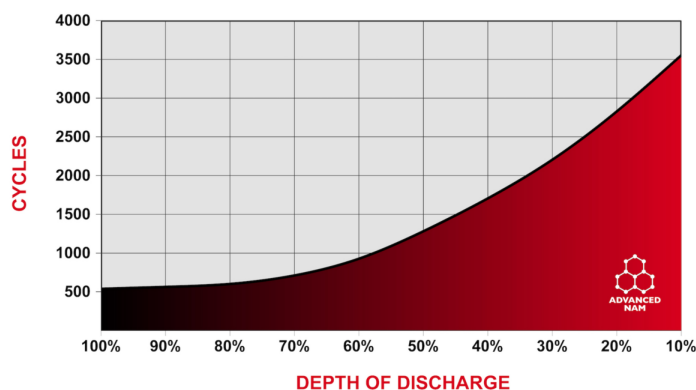


Weight	78 kg	172 lbs
Length	52.2 cm	20.55"
Width	26.9 cm	10.59"
Height Inc. Term.	24.8 cm	9.76"

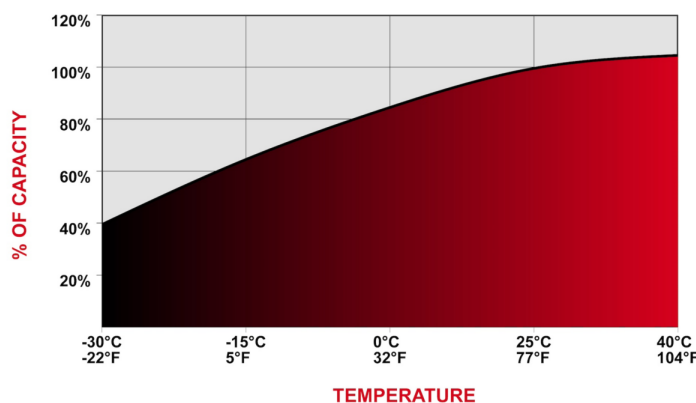
Product measurements & weights are calculated based on sample data. Individual specifications are subject to vary due to the manufacturing process & battery components.

Container	ABS
Cover	ABS
Handles	Rope

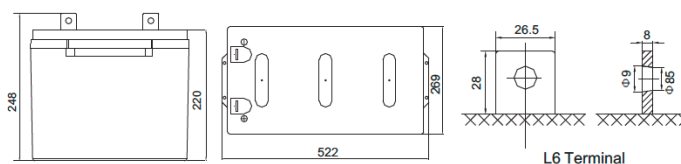
Cycle Life vs. Depth of Discharge



Capacity vs. Temperature



Detailed Illustration



ISO 9001



ISO 14001



OHSAS 18001



MH 28539