



Series	AGM-R	Warranty	See Warranty Terms
Volts	12	Design	SPEC
Cells	6		
Terminal Type	F10(M8) and TP08 Adapter [+21mm]		
Included Hardware	M8 stainless bolts & washers & TP08 adapter		
Size & Thread	M8		

Charge

Recommended Charge Current	40 A
Maximum Charge Current	60 A
Self-Discharge Rate	Less than 2% per month at 25°C (77°F)

Capacity

Cold Crank Amps (CCA) 0°F / -18°C	1100
Marine Crank Amps (MCA) 32°F / 0°C	1380
Reserve Capacity (RC @ 25A)	380 Minutes
Reserve Capacity (RC @ 75A)	100 Minutes

Capacity Affect by Temperature	40°C (104°F)	25°C (77°F)	0°C (32°F)	-15°C (5°F)
	102%	100%	85%	65%

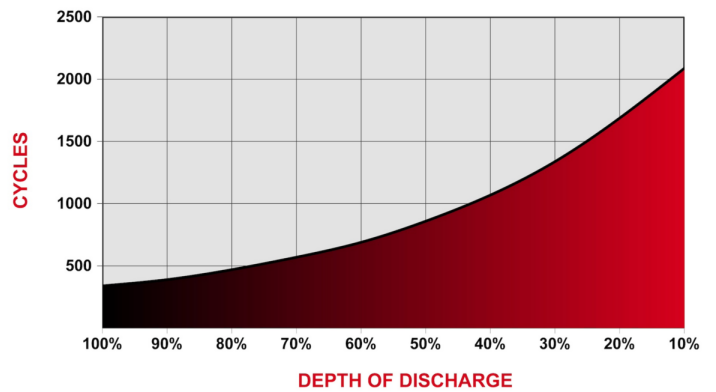
Hour Rate	Capacity / AMP Hour	Current / AMPs
@ 100 Hour Rate	220 AH	2.2 A
@ 20 Hour Rate	200 AH	10 A
@ 10 Hour Rate	162 AH	16.2 A
@ 5 Hour Rate	144 AH	28.8 A

Cut Off Voltage	Constant Current Discharge					
	1 hr	2 hr	3 hr	5 hr	8 hr	10 hr
VPC	103	55.1	40.8	28.8	19.6	16.2

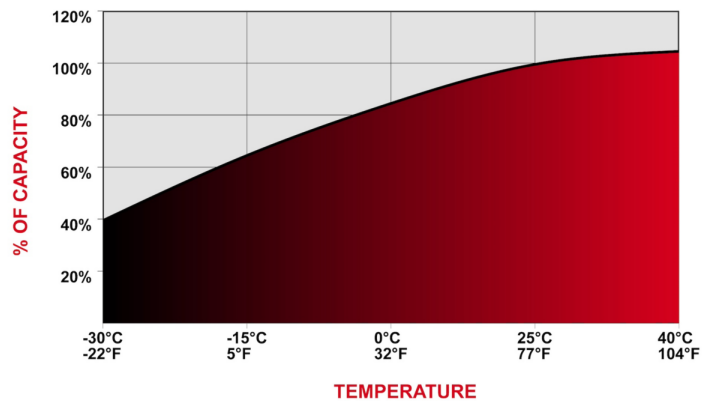
Specifications

 SAI GLOBAL ISO 9001 Quality	Weight	60 kg	132 lbs
	Length	522 mm	20.55"
	Width	240 mm	9.45"
	Height Incl. Term.	225 mm	8.86"
Product measurements & weights are calculated based on sample data. Individual specifications are subject to vary due to the manufacturing process & battery components.			
Container	ABS		
Cover	ABS		
Handles	Rope		

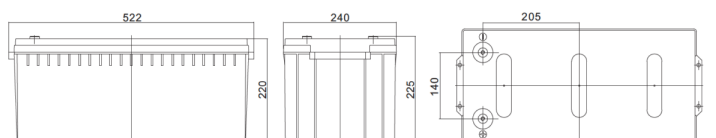
Cycle Life vs. Depth of Discharge



Capacity vs. Temperature



Detailed Illustration



BATTERY COUNCIL INTERNATIONAL
 Designed in compliance with applicable BCI, DIN, BS & IEC standards. Tested in compliance to BCI & IEC standards.



