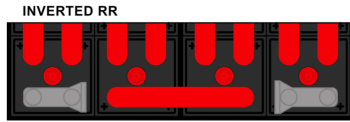



RR TERMINAL LAYOUT OPTIONS:



| | | | |
|-------------------|--|-------------|---------|
| Series | 5000 | Warranty | 5 Years |
| Volts | 32 | Design | SLI |
| Cells | 16 | Plates/Cell | 23 |
| Terminal Type | Flag RR | | |
| Included Hardware | S/S Hex Cap Screw, Nut, Lock & Flat Washer | | |
| Size & Thread | 5/16"-18 | | |

Charge

| | |
|----------------------|---------------------------------|
| Charge Voltage Range | 2.45-2.5 V/cell @ 25°C (77°F) |
| Float Voltage Range | 2.25 V/cell @ 25°C (77°F) |
| Self-Discharge Rate | 5%-10% per month at 25°C (77°F) |

Capacity

| | |
|------------------------------------|--------------|
| Cold Crank Amps (CCA) 0°F / -18°C | 1893 |
| Marine Crank Amps (MCA) 32°F / 0°C | 2367 |
| Reserve Capacity (RC @ 25A) | 1510 Minutes |
| Reserve Capacity (RC @ 75A) | 503 Minutes |

| | | | | |
|--------------------------------|--------------|-------------|------------|-------------|
| Capacity Affect by Temperature | 40°C (104°F) | 25°C (77°F) | 0°C (32°F) | -15°C (5°F) |
| | 105% | 100% | 75% | 50% |

| Hour Rate | Capacity / AMP Hour | Current / AMPS |
|-----------------|---------------------|-----------------|
| @ 100 Hour Rate | 723 AH | 7.23 A |
| @ 72 Hour Rate | 704 AH | 9.78 A |
| @ 50 Hour Rate | 679 AH | 13.59 A |
| @ 20 Hour Rate | 629 AH | 31.45 A |
| @ 15 Hour Rate | 591 AH | 39.42 A |
| @ 10 Hour Rate | 566 AH | 56.61 A |
| @ 8 Hour Rate | 541 AH | 67.62 A |
| @ 5 Hour Rate | 503 AH | 100.64 A |
| @ 1 Hour Rate | 296 AH | 295.63 A |

Ampere hour capacity ratings based on specific gravity of 1.280 at 27°C (80°F). Reduce capacities 5% for specific gravity of 1.265 and 10% for 1.250.

Specifications

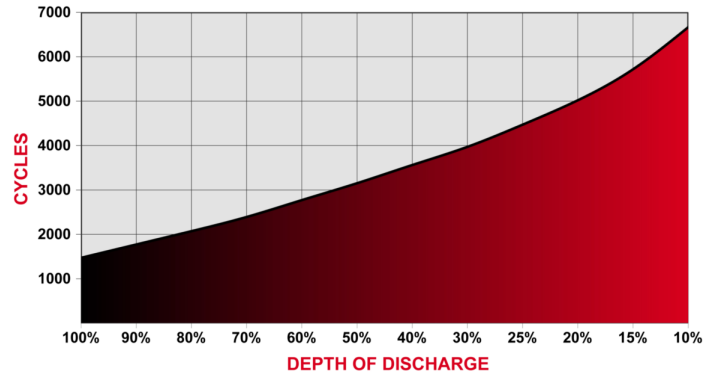
| | | |
|--------------------|--------|----------|
| Weight | 525 kg | 1158 lbs |
| Length | 686 mm | 27" |
| Width | 635 mm | 25" |
| Height Incl. Term. | 457 mm | 18" |

Product measurements & weights are calculated based on sample data. Individual specifications are subject to vary due to the manufacturing process & battery components.

| | | |
|---------------------|-----------------|-------|
| Electrolyte Reserve | 95 mm | 3.75" |
| Container (Inner) | Polypropylene | |
| Container (Outer) | Steel Tray | |
| Handles | Integrated Tray | |

- Plastics are UL94 HB (UL94-V2 available)
- Plastics are impact copolymer rated to ASTM D256, D5420
- Vented design with integral flame arrestor vent caps

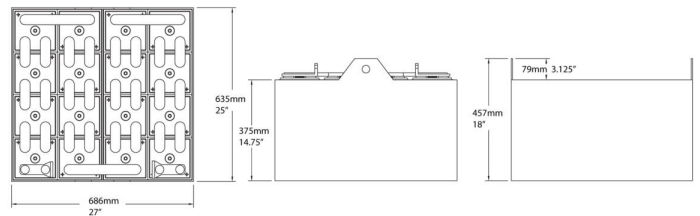
Cycle Life vs. Depth of Discharge



Voltage vs. Depth of Discharge

| DISCHARGE | 0% | 25% | 50% | 75% | 100% |
|---------------|--------|--------|--------|--------|--------|
| 20 HR AH RATE | 2.10 V | 2.05 V | 2.02 V | 1.96 V | 1.75 V |
| 6 HR AH RATE | 2.10 V | 2.04 V | 2.00 V | 1.95 V | 1.75 V |
| 1 HR AH RATE | 2.10 V | 2.03 V | 1.99 V | 1.94 V | 1.75 V |

Detailed Illustration



Designed in compliance with applicable BCI, DIN, BS & IEC standards. Tested in compliance to BCI & IEC standards.

intertek
0122624