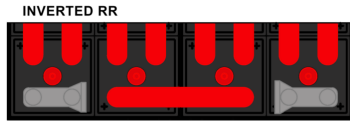



RR TERMINAL LAYOUT OPTIONS:



Series	FLA SERIES 5000	Warranty	5 Years
Volts	32	Design	SLI
Cells	16	Plates/Cell	23
Terminal Type	Flag RR		
Included Hardware	S/S Hex Cap Screw, Nut, Lock & Flat Washer		
Size & Thread	5/16"-18		

Charge | Discharge

Charge Voltage Range	2.45-2.5 V/cell @ 25°C (77°F)
Float Voltage Range	2.25 V/cell @ 25°C (77°F)
Self-Discharge Rate	5%-10% per month at 25°C (77°F)

Capacity

Cold Crank Amps (CCA) 0°F / -18°C	1893
Marine Crank Amps (MCA) 32°F / 0°C	2367
Reserve Capacity (RC @ 25A)	1510 Minutes
Reserve Capacity (RC @ 75A)	503 Minutes

Capacity Affect by Temperature	40°C (104°F)	25°C (77°F)	0°C (32°F)	-15°C (5°F)
	105%	100%	75%	50%

Hour Rate	Capacity / AMP Hour	Current / AMPs
@ 100 Hour Rate	723 AH	7.23 A
@ 72 Hour Rate	704 AH	9.78 A
@ 50 Hour Rate	679 AH	13.59 A
@ 20 Hour Rate	629 AH	31.45 A
@ 15 Hour Rate	591 AH	39.42 A
@ 10 Hour Rate	566 AH	56.61 A
@ 8 Hour Rate	541 AH	67.62 A
@ 5 Hour Rate	503 AH	100.64 A
@ 1 Hour Rate	296 AH	295.63 A

Specifications

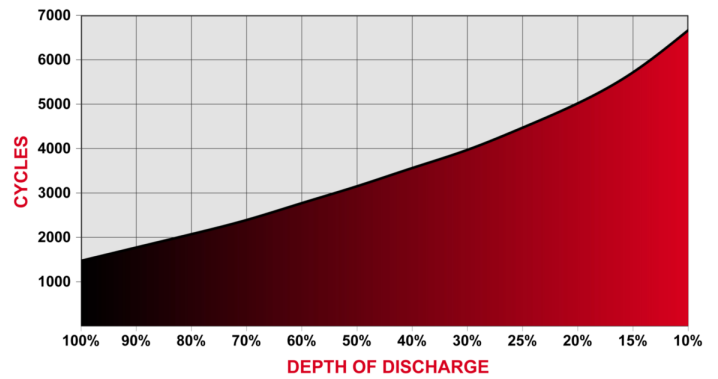
Weight	491 kg	1082 lbs
Length	676 mm	26.625"
Width	686 mm	27"
Height Incl. Term.	445 mm	17.5"

Product measurements & weights are calculated based on sample data. Individual specifications are subject to vary due to the manufacturing process & battery components.

Electrolyte Reserve	95 mm	3.75"
Container (Inner)	Polypropylene	
Container (Outer)	Polypropylene Tray	
Handles	Integrated Tray	

- Plastics are UL94 HB (UL94-V2 available)
- Plastics are impact copolymer rated to ASTM D256, D5420
- Vented design with integral flame arrestor vent caps

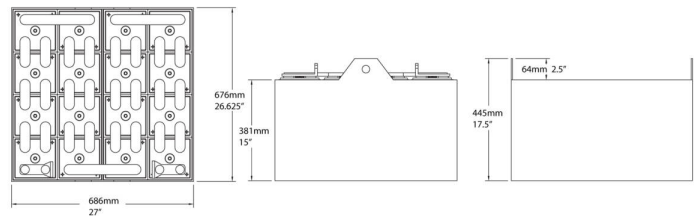
Cycle Life vs. Depth of Discharge



Voltage vs. Depth of Discharge

DISCHARGE	0%	25%	50%	75%	100%
20 HR AH RATE	2.10 V	2.05 V	2.02 V	1.96 V	1.75 V
6 HR AH RATE	2.10 V	2.04 V	2.00 V	1.95 V	1.75 V
1 HR AH RATE	2.10 V	2.03 V	1.99 V	1.94 V	1.75 V

Detailed Illustration



Designed in compliance with applicable BCI, DIN, BS & IEC standards. Tested in compliance to BCI & IEC standards.

intertek
0122624